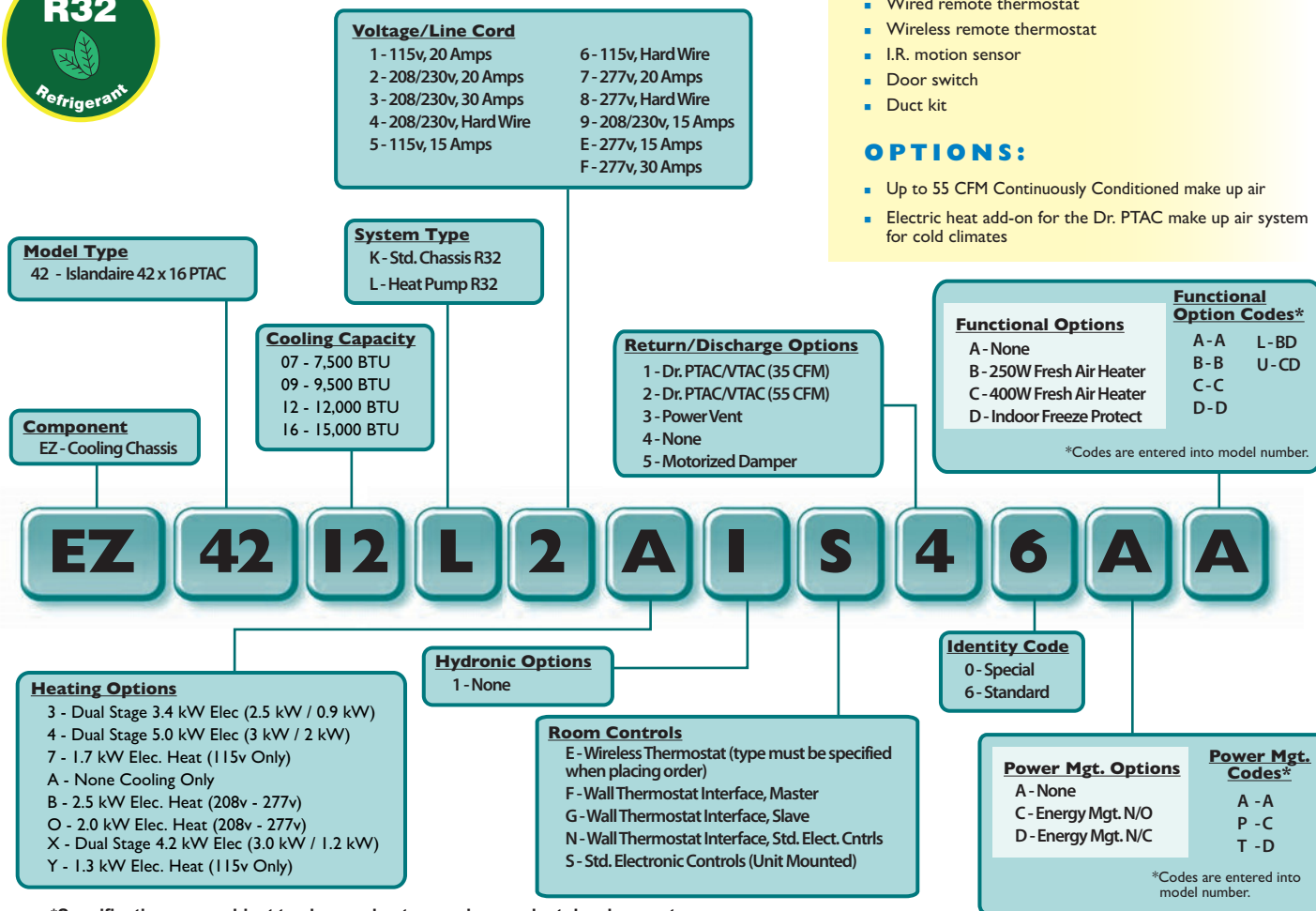


Two-stage electric heat for energy savings!!

The EZ42 Series units are designed and manufactured for new construction or the replacement of existing Amana, GE, LG, Friedrich, Gree, Trane and all other 42" by 16" PTACs & PTHPs. The product is designed for individually-zoned, comfort-controlled heating and cooling. The unit width is an industry standard 42". We offer our cooling chassis to operate with cooling only or heat pump with back up electric heat, or just straight electric heat. The design standards, heavy duty construction and the focus on indoor noise reduction has created our unit as the premier unit of the future. Standard warranty is a one year parts and labor including five year sealed system part only warranty or a two year parts only including a five year sealed system part only warranty.



FEATURES:

- Dual fan motors
- Quiet and energy-efficient compressor
- Superior temperature control
- Conventional thermostat compatible for heat pump applications
- Modern and elegant appearance
- Washable filter for easy cleaning
- User friendly control panel, remote controller and wall thermostat
- Compressor freeze protection
- Manual fresh air damper
- Random start-up delay after power failure
- Room side freeze protection (optional)
- On-board Diagnostics

ACCESSORIES:

- 18 gauge insulated wall sleeve
- Condensate removal kit
- Architectural louver
- Sub-base kit
- Electrical sub-base kit
- Wired remote thermostat
- Wireless remote thermostat
- I.R. motion sensor
- Door switch
- Duct kit

OPTIONS:

- Up to 55 CFM Continuously Conditioned make up air
- Electric heat add-on for the Dr. PTAC make up air system for cold climates



EZ42 SERIES

MODELS

	EZ07			EZ09			EZ12			EZ16	
VOLTS	115	208 / 230	277	115	208 / 230	277	115	208 / 230	277	208 / 230	277
BTUH COOL	7200	7,100 / 7,200	7,200	9,800	9,300 / 9,400	9,500	12,500	12,200 / 12,400	12,500	14,600 / 14,800	15,000
AMPS COOL	4.91	2.60 / 2.30	2.11	7.22	3.70 / 3.50	2.83	9.30	5.20 / 4.80	3.86	6.70 / 6.30	5.20
WATTS COOL	565	510 / 515	585	830	730 / 745	785	1,070	1,015 / 1,035	1,070	1,345 / 1,385	1,440
EER	12.8	13.9 / 13.9	12.3	11.8	12.7 / 12.6	12.1	11.7	12.0 / 12.0	11.7	10.9 / 10.8	10.4
CFM HIGH COOL CFM (m3/min)	340 (9.6)	340 (9.6) / 375 (10.6)	360 (10.2)	340 (9.6)	340 (9.6) / 375 (10.6)	360 (10.2)	340 (9.6)	340 (9.6) / 375 (10.6)	360 (10.2)	360 (10.2) / 360 (10.2)	360 (10.2)
LOW COOL/HEAT CFM (m3/min)	240 (6.8)	280 (7.9) / 280 (7.9)	260 (7.4)	240 (6.8)	290 (8.2) / 290 (8.2)	260 (7.4)	240 (6.8)	320 (9.1) / 320 (9.1)	260 (7.4)	320 (9.1) / 320 (9.1)	260 (7.4)
BTUH HEAT	6400	5,900 / 6,000	6,100	8,500	7,800 / 7,900	8,500	11,400	10,200 / 10,400	11,400	13,200 / 13,500	14,000
WATTS HEAT	530	420 / 435	520	710	615 / 640	710	980	840 / 860	980	1,140 / 1,195	1,300
C.O.P.	3.5	4.1 / 4.0	3.4	3.51	3.7 / 3.6	3.51	3.4	3.5 / 3.5	3.4	3.4 / 3.3	3.16
NOISE (DBA) INDR/OUTDR	45/69	45/69	45/69	45/69	45/69	45/69	45/69	45/69	45/69	45/69	45/69
SHIPPING WEIGHT LB. (kg)	100 (45.4)	100 (45.4)	100 (45.4)	101 (45.9)	101 (45.9)	101 (45.9)	112 (50.9)	112 (50.9)	112 (50.9)	113 (51.4)	113 (51.4)

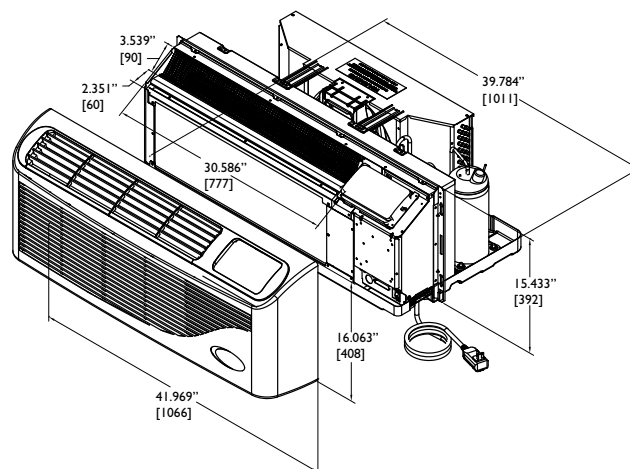
Where applicable, cooling capacities are specified at conditions of 95 °F DB/75 °F WB (35 °C DB/24 °C WB) outdoor and 80 °F DB/67 °F WB (27 °C DB/19 °C WB) indoor and heating capacities are specified at conditions of 47 °F DB/43 °F WB (8 °C DB/6 °C WB) outdoor and 70 °F DB/60 °F WB (21 °C DB/16 °C WB) indoor in accordance with AHRI 310/380 and CSA C744 standards. Wattage, Amperage, EER, and COP listings include compressor, evaporator motor and condenser fan motor. The above ratings are a typical heat pump style unit.

Heating Option	Voltage ⁽¹⁾	Wattage	BTU/h	Amps ⁽²⁾
3	208	2,780	9,500	13.37
	230	3,400	11,600	14.78
	277	3,600	12,300	13.00
4	208	4,090	14,000	19.66
	230	5,000	17,100	21.74
	277	5,000	17,100	18.05
7	115	1,700	5,800	14.78
	208	1,635	5,600	7.87
	230	2,000	6,800	8.70
O	277	2,500	8,500	9.03
	208	2,045	7,000	9.83
	230	2,500	8,500	10.87
B	277	2,500	8,500	9.03
	115	1,300	4,400	11.30

(1) Voltage is Single Phase, Alternating Current and R.M.S.

(2) Amp values are for heater element only.

Line Voltage	Maximum Amperage	Wall Socket Configuration	Receptacle Number	Electrical Heat Options
115	12		NEMA 5-15R	1.3
115	16		NEMA 5-20R	1.7
208/230	12		NEMA 6-15R	2.0 - 2.5
208/230	16		NEMA 6-20R	3.4
208/230	24		NEMA 6-30R	4.2 - 5.0
277	16		NEMA 7-20R	2.0 - 4.2
277	24		NEMA 7-30R	5.0



PATENTED TECHNOLOGY

The Dr. PTAC option is an add on system to our standard PTAC unit to provide conditioned make up air into a space thru the PTAC unit by providing up to 55 CFM of outdoor air 24/7 by forced fan and cycling dehumidifier compressor based on outdoor relative humidity levels.

Dr. PTAC was created to solve issues with dehumidification in rooms and to introduce fresh air due to deficiencies of oxygen levels. Dr. PTAC is not only a PTAC but a Conditioned Make Up Air unit. New ASHRAE studies show that many illnesses in hotel rooms can be attributed to oxygen-deficient atmospheres. Dr. PTAC solves this issue by introducing tempered conditioned make up air that satisfies both humidity level introduction and supplied oxygen.

Dr. PTAC is a two-stage system. The primary unit is responsible for control of Sensible Heat that is introduced into the room via make up air temperature and thermal load of the occupants. The secondary unit is primarily a dehumidification unit that provides up to 55 CFM of outside fresh air into the room. The correction of the Sensible Temperature comes from the main PTAC unit, which provides additional dehumidification with temperate correction. Overall unit efficiency over standard PTACs is approximately 3% improvement. The compressor/dehumidification process is controlled by a humidistat (factory set at 50% RH), which is monitoring the outdoor relative humidity level and is adjustable by a qualified servicer. When the outdoor humidity level rises above 50% RH, the compressor and dehumidification process starts. Below 50% RH compressor operation and dehumidification is stopped, however, fan operation continues to provide 55 CFM of outdoor air into the space.

The dehumidification system has a temperature switch that monitors both the refrigeration and the outdoor air temperatures. If the outdoor air falls below 38°F the compressor is disabled with fan operation continuing to provide outdoor air into the space. All dehumidifier controls and safeties are automatically reset. An optional air tempering heater is available for the fresh air system for applications where operation in cold winter climates is required. Condensate from the dehumidifier drains into the PTAC drain pan, where it is also slung onto the condenser coil for re-evaporation outside when the A/C runs. Excess condensate is drained into the wall case, which can either drain to the outside through the louver or is piped to a drainage system via an optional drain kit.

Advantages of the Dr. PTAC System:

1. Lower installation/renovation costs than typical Dedicated Outdoor Air System (DOAS)
2. Decrease inconvenience to customer due to construction/installation of a DOAS* system
3. More humidity control in a room over use of a simple PTAC vent or Power Vent system
4. Allows fresh make up air to travel entirely across sleeping and living area of a room, exiting through a duct or under the door.

Problem Solving

Benefits of Dr. PTAC:

100% Continuously
Conditioned Make up air
Reduced Microbial Growth
Mildew control
Odor reduction
Solves indoor air quality issues

Dr. PTAC is designed with heavy duty materials and with a focus on indoor noise reduction, manufactured in accordance to ARI, UL, and AHAM standards and is ETL listed creating the premier PTAC unit of the future.

LEED Points Achieved:

1. Energy Efficient Design and compliance with ASHRAE 62.1 and ASHRAE 90.1
2. Indoor Environmental Quality with improved IAQ through make up air.
3. Innovation in Design through the use of a "Make Up Air PTAC".
4. Regional Design through the use of Dr. PTAC in high humidity climates.
5. Diverting Construction Debris through the use of re-usable containers.
6. Recycling/Reusing Dr. PTAC in secondary market where the "first costs" are prohibitive to owners.

DR.PTAC SPECIFICATIONS

COMPRESSOR (AMPS)	1.02
COMPRESSOR (WATTS)	225
FAN (AMPS)	0.11
DEHUMIDIFICATION @60%RH (LITERS/DAY)	7.9
DEHUMIDIFICATION @82%RH (LITERS/DAY)	17.05
HEATER (WATTS)	250/400
HEATER (AMPS)	1.1/1.7
CONTROL TYPE	Automatic

Dehumidifier Capabilities:

Outdoor % RH	Outdoor Temp (°F)	H2O Removal (L/Day)
60	80	7.9
60	90	7.8
62	84	9.6
70	81	11.18
85	90	14.4
82	82	17.05

EZ42 SERIES

Unit Accessories

WALL SLEEVES

PART NUMBER	DESCRIPTION	APPROX. WT.	DIMENSIONS		
			DEPTH	WIDTH	HEIGHT
Consult Factory	Custom Wall Sleeves available for all building types/wall thicknesses	-	-	-	-
2400405-00	EZ42 Wall Sleeve, Recessed Louver	34.0 lb.	15.00"	42.00"	16.00"
2401135-00	EZ42 Wall Sleeve Assembly, Break Down	33.0 lb.	13.75"	42.00"	16.00"
4090339-00	EZ42 Wall Sleeve Extension Kit	5.0 lb.	2.000"	42.00"	16.00"
4092502	Kit, Acoustic Insulation for Sleeve 2401135-00	1.35 lb.	1.000"	40.375"	13.000"

DUCT ASSEMBLIES

PART NUMBER	DESCRIPTION	APPROX. WT.	DIMENSIONS		
			DEPTH	WIDTH	HEIGHT
4082401-00	EZ42 Duct Assembly, Standard w/ Plenum	20.0 lb.	N/A	N/A	N/A
4082404-00	EZ42 Duct Extension, 3'	10.0 lb.	N/A	N/A	N/A
6070199	EZ42 Duct End Grille, 6" x 6"	5.0 lb.	N/A	N/A	N/A

LOUVERS

PART NUMBER	DESCRIPTION	APPROX. WT.	DIMENSIONS		
			DEPTH	WIDTH	HEIGHT
6070264	EZ42 Stamped Louver, Formed, Standard (use with 2401135-00 wall sleeve)	5.0 lb.	1.063"	41.00"	15.50"
6070422	EZ42 Architectural Louver, External, Standard (use with 2401135-00 wall sleeve)	7.0 lb.	1.125"	42.00"	15.90"
6070134	EZ42 Louver, Recessed (use with 2400405-00 wall sleeve)	7.0 lb.	1.125"	41.50"	15.50"

THERMOSTATS

PART NUMBER	DESCRIPTION	APPROX. WT.	FEATURES		
			CONNECTION	STAGE	DISPLAY
6041206	Islandaire Non-Programmable, Two Fan Speed	1.0 lb.	Wireless	Single	Horizontal
6041210	Islandaire Programmable, Two Fan Speed	1.0 lb.	Wireless	Single	Horizontal
6041228	Islandaire Programmable (7 Day/5-1-1 Day/Non-Programmable), 2-Fan Spd	1.0 lb.	Wired	Single	Horizontal
6041373	Islandaire Wireless, WiFi Programmable	1.0 lb.	Wireless	Single	Horizontal

FILTERS

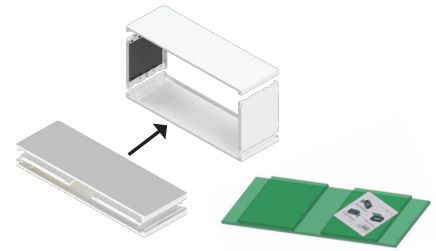
PART NUMBER	DESCRIPTION	APPROX. WT.	DIMENSIONS		
			DEPTH	WIDTH	HEIGHT
6080067	EZ42 Plastic Filter (2 Pieces), Standard	2.0 lb.	N/A	N/A	N/A

SUBBASES

PART NUMBER	DESCRIPTION	APPROX. WT.	FEATURES		
			VOLTAGE	AMPERES	HEIGHT
4083349	EZSB4203EMR12S00F00V00	14.5 lb.	208/230v	15/20A	3.00"
4083350	EZSB4203EMR13S00F00V00	15.0 lb.	208/230v	30A	3.00"
4083351	EZSB4203EMR15S00F00V00	13.0 lb.	265/277v	20A	3.00"
4083352	EZSB4203BPR00S00F00V00	13.0 lb.	N/A	N/A	3.00"
4083200	EZSB4204EMR12S00F20V00	13.0 lb.	208/230v	15/20A	4.00"
4084008	EZSB4205EMR12S00F00V00	13.0 lb.	208/230v	15/20A	5.00"

OTHER OPTIONS

PART NUMBER	DESCRIPTION	APPROX. WT.	FEATURES
4090345	EZ42 Louver Hardware Kit #10-32	1.0 lb.	-
4090661	EZ42 External/Internal Drain Kit	1.0 lb.	-
4090970	EZ42 Stamped Louver Hardware Kit	1.0 lb.	-
4091104	EZ42 Air Deflector Kit, Standard	5.0 lb.	-
6041146	EZ42 Hand Held Remote Replacement	1.5 lb.	-
6130133	EZ42 Front Panel (Plastic)	10.0 lb.	-



**Ask your salesman about
our DR. PTAC option!***

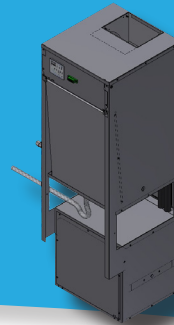


*100% conditioned
fresh air

EZ Series VH Unit Available

*Vertical Water Source Hybrid Heat
Pump, Replacement For:*

CGC InnKeeper/HomeKeeper



Scan for more information

500 Middle Country Road, St. James, NY 11780 • 1-800-886-2759

e-mail: sales@islandaire.com • www.islandaire.com

Ph: 631-471-2900 • Fax: 631-471-2913



Locally Represented By: